

Welcome

Financial Aid Night





Talking Points



What is Financial Aid?

Cost of Attendance

Types of Financial Aid

Sources of Financial Aid

FAFSA Tips, Tricks and Changes

Scholarship Information

What is Financial Aid?

Funds provided to students and families to help pay for postsecondary educational expenses.



Types of Financial Aid



Scholarships and Grants - Money given to students based on merit, skill, or need.



Loans - Money borrowed for education. Paid back after school, with interest.

Sources of Financial Aid



Federal Government

- Pell Grant
- Subsidized Loans
- Unsubsidized Loans



State

- OOG
- OSAC Scholarships
- OTSG



Colleges and Universities

- Merit
- Talent
- Affiliation



Outside Scholarships

- Foundations
- Businesses
- Churches
- Charities



Employers

- Employee Benefits



What is Financial Aid used for?

Cost of
Attendance
(COA)

Tuition and Fees

Housing and Food

Books and Supplies

Transportation

Miscellaneous and Personal Expenses

2025-2026 Traditional Undergraduate COA – Full Time

Tuition	\$37,916
----------------	----------

Housing	\$6,890
----------------	---------

Food	\$5,804
-------------	---------

Student Fees	\$1,150
---------------------	---------

Technology Fee	\$100
-----------------------	-------

Parking permit Fee	\$80
---------------------------	------

Estimated Additional Costs of Attendance Not Paid to Corban:

Books and Supplies	\$1,216
---------------------------	---------

Transportation	\$1,500
-----------------------	---------

Personal Expenses	\$2,500
--------------------------	---------

How can I make college affordable?

**Remember that scholarships, grants and loans
all help make a college education affordable.**

Don't get stuck on the sticker price.



Paying For College: Corban Student Example

Yearly Cost of Attendance (Direct)	\$51,940
Academic	\$16,000
Affiliation	\$2,000
State (if eligible based on need)	\$7,524
Federal Pell (if eligible based on need)	\$7,394
Federal Loans	\$5,500
Outside Scholarships	\$1,000
Total Aid Received	\$39,418
Cost Per Year	\$12,522
Cost Per Semester	\$6,261



Payment Plan Options

5 Month

\$1,252 per month

4 Month

\$1,565 per month



Free Application for Federal Student Aid

FAFSA





FAFSA Facts & Tips for 26/27

DATA Drawn
from the
Prior Prior tax
year: **2024**

The FAFSA Is Open.

Submit as soon as possible AND every year.

FAFSA data is used to determine your family's need.

Submit FAFSA to be eligible for: Federal/State Aid (Grants and Loans), and Corban Grant.

FAFSA Application: Student

- Have necessary documents available to apply:

- SSN
- Child Support
- Balances of
 - Tax Returns
 - Net worth of Investments

- Student completes their part of the FAFSA first

- Student invites contributors to complete their portion



FAFSA Application: Parent (contributor)

- Contributors complete and submit their portion
- Then form will be considered complete and submitted for processing
- You will receive a confirmation page with the following information:
 - Completion date
 - Data release Number
 - Estimated **SAI** and Federal Pell Grant eligibility
 - Other federal student aid eligibility



StudentAid.gov Account Username and Password (FSA ID)

- Used for FAFSA completion and access to certain U.S. Department of Education websites
- Student and parent must create own FSA ID
- May be used throughout financial aid process, including subsequent school years
- Only the owner should create an FSA ID

Create an Account

Whether you're a student, parent, or borrower, you'll need to create your own account to apply for, receive, and manage your federal student aid.

[Get Started](#)

Already have an account? [Log In](#)

What You Can Do With Your Account

You must have an account to do the following:

- Fill out the *Free Application for Federal Student Aid* (FAFSA®) form online
- Complete other online forms (such as the *Master Promissory Note*) required to receive aid
- Review the federal student aid you've received

What You'll Need

- Your Social Security number (if applicable)
- Your own email address



Apply at <https://studentaid.gov/fsa-id/create-account/launch>



Online FAFSA

FederalStudentAid
AN OFFICE OF THE U.S. DEPARTMENT OF EDUCATION

FAFSA® Form ▾ Grants and Loans ▾ Loan Repayment ▾ Loan Forgiveness ▾

BILL ▾

Get Money To Help Pay for School

Use the *Free Application for Federal Student Aid* (FAFSA®) form to apply for financial aid for college, career school, or graduate school.

Start a 2026–27 FAFSA® Form
[Start New Form](#)

Edit a 2026–27 FAFSA® Form
[Edit Existing Forms](#)

Accept an Invitation for a 2026–27 FAFSA® Form
[Accept an Invitation](#)

Need the 2025–26 FAFSA Form?

[Start New Form](#) | [Edit Existing Forms or Accept an Invitation](#)

Check FAFSA® Deadlines for the State You Live in

Some states and schools use information from the FAFSA® form to determine your eligibility for their grants, scholarships, and loans. Check your state's deadlines here!

Missing a state deadline doesn't impact your eligibility for federal student aid, so fill out your FAFSA form even if your state deadline has passed.

School Year

▾

State of Residence

▾

[Find Deadlines](#)

[View All FAFSA Deadlines](#)

Who should complete the FAFSA® form?

Any student, regardless of income, who

30 minutes

How long will it take?

It takes most people 30 minutes to fill out the FAFSA form, including

What do I need?

- Verified account username and password (FSA ID)



Online FAFSA

FAFSA[®] FORM
2026–27

Welcome, Alex,
to the FAFSA[®] Form

I am starting the FAFSA form as a

☐ Student



☐ Parent



Did you receive an invitation code?

[Enter Code](#)

[Previous](#)

[Continue](#)



Online FAFSA

FAFSA[®] FORM 2026–27 Student Alex Tran

Understanding the FAFSA[®] Form

2 of 4

Contributors to the FAFSA[®] Form

Parents or Spouses

Your answers on the FAFSA[®] form will determine if any contributors (your spouse, your biological or adoptive parent[s], or your parent's spouse) need to be identified. These contributors will complete their own sections of the form and are asked to provide personal and financial information, but they won't be financially responsible for your education.

How To Invite

Contributors will need to log in with their own StudentAid.gov account username and password to provide their information. To invite a contributor to a FAFSA form, you'll need to provide their email address.

Which parent is considered a contributor? ▼

Previous

Continue

FUTURE Act Direct Data Exchange (FA-DDX)

Allows for an individual's federal tax information (FTI) to be directly transferred from the IRS to the FAFSA

Consent is required by all contributors on FAFSA

IRS transfers information to populate FAFSA income questions for most tax filers

Eliminates manual entry of tax and income information





Student Dependency Status

FAFSA[®] FORM 2026-27 Student Alex Tran Save FAFSA Menu

1 Personal Circumstances 2 Demographics 3 Financials 4 Colleges 5 Signature

Your Dependency Status

Dependent Student
Based on your answers, you're a dependent student. This means you must provide parent information on your FAFSA[®] form. This information helps determine how much federal student aid you're eligible to receive.

Direct Unsubsidized Loan Only
Are the student's parents refusing to provide their information on this FAFSA[®] form? ⓘ
This response must be "No" for the student to be considered for Federal Pell Grant eligibility and most other types of federal student aid.

☒ Yes ☐ No

Previous Continue

- Born before January 1, 2003?
- Married?
- Graduate or professional student?
- Active-duty military?
- Veteran?
- Children or legal dependents?
- Orphan, ward of the court, foster care?
- Emancipated minor or legal guardianship?
- Homeless or self-supporting and at risk of homelessness?

Student Section Completion

- College selection
- Parent invitation
- Review of information
- Signature

The screenshot shows the FAFSA 2026-27 Student Section completion page for Student Alex Tran. The page is titled "Pending Submission" and includes a banner that says "Check With Your Contributor". A progress bar at the top indicates that the Student Section is complete (1) and the Parent Section is pending (2). Below the banner, there is a section for "Parent Contributors" with a message: "Requirements for Dependent Students: Your FAFSA® form can't be submitted until your contributor(s) fill out their section of the form and sign it. The last contributor to sign will be able to submit the form for processing." A table lists the contributor(s) with columns for Contributor(s), Role, Invite Code, and Status. The table shows one contributor: 599887939test@testcod.edu, Parent, 7NDNUKA, and a status of "Invite Sent". There is a "Manage Invitations" button below the table. At the bottom, there is a section titled "Track and Manage Your FAFSA® Form and Contributors" with a "View Status" button.

FAFSA® FORM 2026-27 Student Alex Tran Save FAFSA Menu

1 Student Section 2 Parent Section

Pending Submission
Check With Your Contributor

Parent Contributors

Requirements for Dependent Students
Your FAFSA® form can't be submitted until your contributor(s) fill out their section of the form and sign it. The last contributor to sign will be able to submit the form for processing.

Contributor(s)	Role	Invite Code	Status
599887939test@testcod.edu	Parent	7NDNUKA	Invite Sent

[Manage Invitations](#)

Track and Manage Your FAFSA® Form and Contributors
Your application has been added to the "My Activity" page in your StudentAid.gov account. Visit this page to keep track of your FAFSA status; review, edit, or delete information on your form; and monitor the status of your contributor(s).

[View Status](#)



Student Invites Parents to FAFSA



FAFSA® FORM 2026-27 Student Alex Tran Save FAFSA Menu

Personal Circumstances Demographics Financials Colleges Contributor Invite Signature

Invite Your Parent to This FAFSA® Form

To determine your federal student aid eligibility, we need more information on your household financial situation. You'll need to invite a contributor to provide this information.

As a dependent student, you need to invite a legal parent as a contributor. You only need to invite one parent.

[Who counts as a parent on the FAFSA form?](#)

Parent

Invite a Parent Contributor

Email

599887939test@testcod.edu

Send Invite

Parent

599887939test@testcod.edu

Invite Sent

[Other Ways to Send the Invite](#)

Copy and Send the Invite Link

www.fafsa.gov/invite/7NDNUKA [Copy Link](#)


You can also have them go to www.fafsa.gov/invite and enter code: **7NDNUKA**

Cancel Invite

- Student enters parent email address to invite them to complete parent portion of the FAFSA
- Invitation link or invitation code can be shared directly

Parent Invitation

- Accept email invitation or use invitation link or invitation code to complete parent portion of student's FAFSA
- Parents must use FSA ID to access FAFSA



← FAFSA Home Page

Accept 2026–27 FAFSA® Invitation

Enter the code you received for the FAFSA form.

Invitation Code

Submit

Need to accept an invitation for a different year?

Go to [My Activity](#) where you can find any existing invitations for an earlier year FAFSA form.

Don't have an invitation code?

Speak with the person who invited you to the form and ensure they have sent it to your email. Check your inbox for your invitation code.

Parent Information

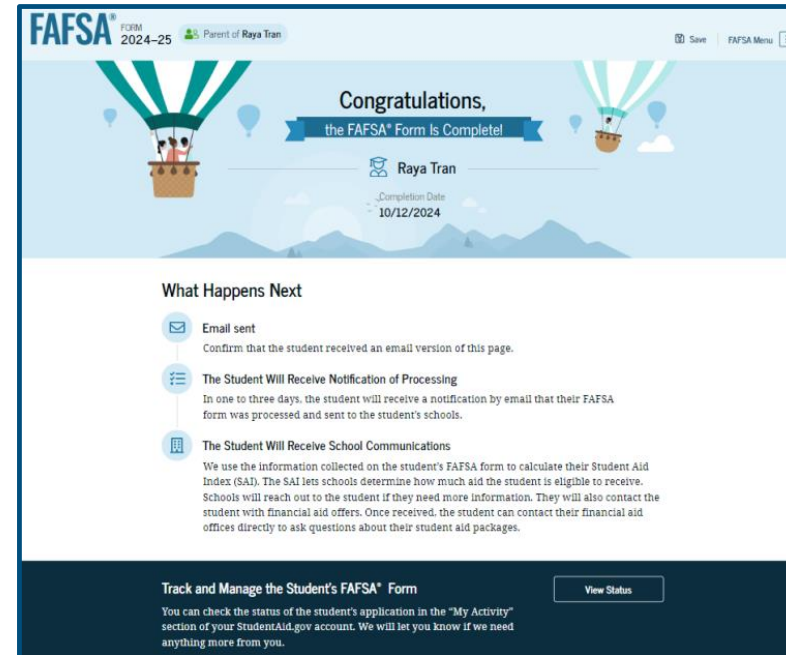
- Identity and contact information
- Consent for FTI transfer from IRS
- Marital status
- State of residence

Parent Financial Information

- Receipt of means-tested federal benefits in the previous two years
- Tax filing status
- Family size and number in college
- Tax return information
 - Minimal questions if FTI transferred from IRS
- Assets
- Other parent information

Parent Section Completion

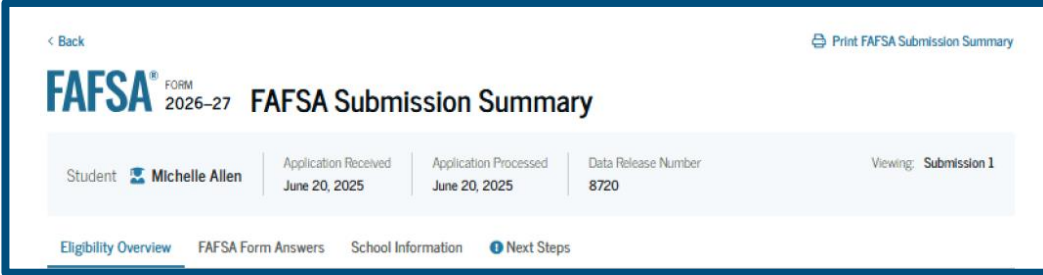
- Review of information
- Signature and submission of FAFSA



The screenshot shows the FAFSA 2024-25 Parent Section completion confirmation page. At the top, it says "FAFSA 2024-25" and "Parent of Raya Tran". A banner reads "Congratulations, the FAFSA Form Is Complete!". Below this, it shows the student's name "Raya Tran" and the completion date "10/12/2024". The section "What Happens Next" lists three steps: 1. "Email sent" (Confirm that the student received an email version of this page.), 2. "The Student Will Receive Notification of Processing" (In one to three days, the student will receive a notification by email that their FAFSA form was processed and sent to the student's schools.), and 3. "The Student Will Receive School Communications" (We use the information collected on the student's FAFSA form to calculate their Student Aid Index (SAI). The SAI lets schools determine how much aid the student is eligible to receive. Schools will reach out to the student if they need more information. They will also contact the student with financial aid offers. Once received, the student can contact their financial aid offices directly to ask questions about their student aid packages.). At the bottom, there is a section "Track and Manage the Student's FAFSA Form" with a "View Status" button.

FAFSA Submission Summary

- Four sections:
 - Eligibility Overview
 - FAFSA Form Answers
 - School Information
 - Next Steps
- Ability to print summary



The screenshot shows the FAFSA Submission Summary page for Michelle Allen, 2026-27. The page includes a navigation bar with a back button and a print button. The main content area displays the student's name, application received date (June 20, 2025), application processed date (June 20, 2025), and data release number (8720). The page is divided into four sections: Eligibility Overview, FAFSA Form Answers, School Information, and Next Steps. The 'Next Steps' section is currently selected.

Student	Application Received	Application Processed	Data Release Number	Viewing
Michelle Allen	June 20, 2025	June 20, 2025	8720	Submission 1

Eligibility Overview FAFSA Form Answers School Information **Next Steps**

Other Considerations

If independent student is married, spouse information is required as well

Consent to transfer FTI from the IRS is required for all contributors

Including student, student's spouse (if applicable), parent, and other parent (if not filing jointly)



Who Is Included in Family Size?

Dependent Applicants

- Student
- Parent (and spouse)
- Parent's dependent children, even if they live apart from the parent because of temporary reasons (i.e. college enrollment)*
- Other people if they live with the parent*

Independent Applicants

- Student (and spouse)
- Student's dependent children, even if they live apart from the student because of temporary reasons (i.e. college enrollment)*
- Other people if they live with the student*

**Include only if providing more than half of their support between July 1, 2026 and June 30, 2027*

Who Is Included in Family Size?

Dependent Applicants

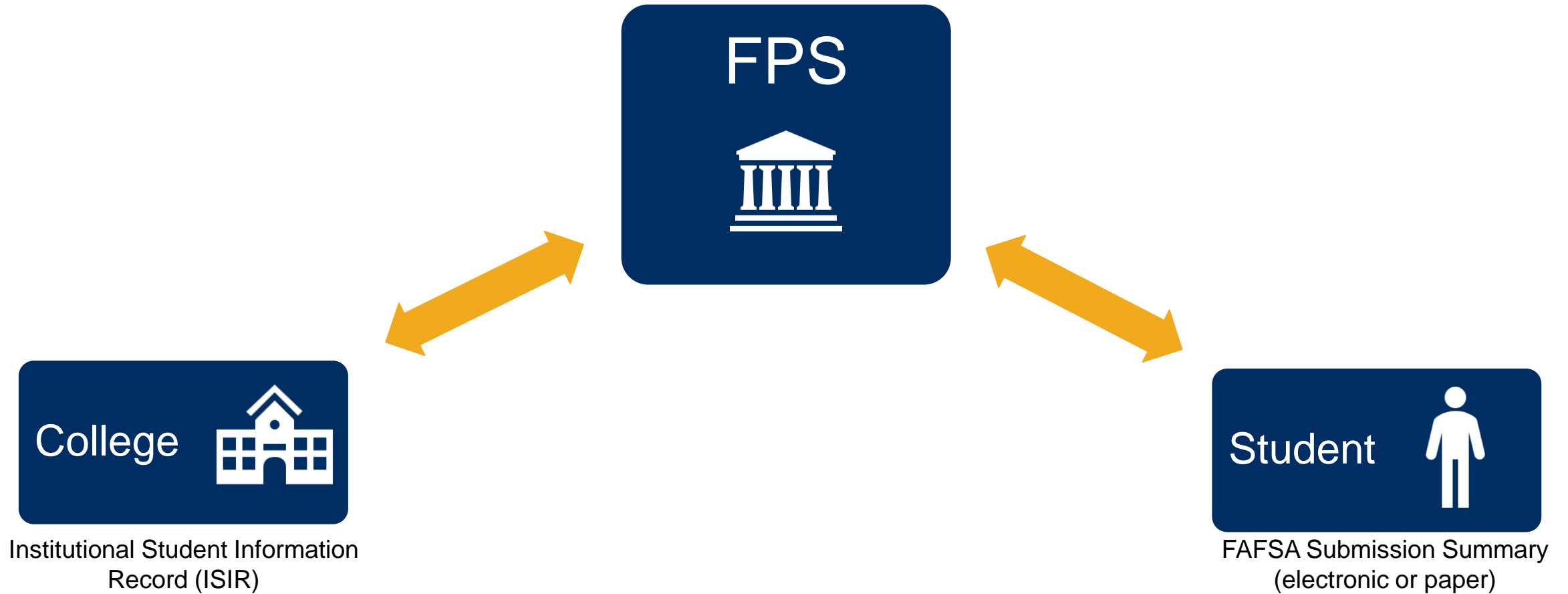
- Student
- Parent (and spouse)
- Parent's dependent children, even if they live apart from the parent because of temporary reasons (i.e. college enrollment)*
- Other people if they live with the parent*

Independent Applicants

- Student (and spouse)
- Student's dependent children, even if they live apart from the student because of temporary reasons (i.e. college enrollment)*
- Other people if they live with the student*

**Include only if providing more than half of their support between July 1, 2026 and June 30, 2027*

FAFSA Processing Results



Student Aid Index (SAI)

Determines your Financial
Need

- The Lower your SAI the more assistance you qualify for.



What information is used to determine the SAI?

Family's number of dependents

Income / Taxes Paid

Assets and Investments

What information is NOT used to determine the SAI?

Independent children

- Retirement/
• 401(k)

Primary Residence/Small Family Farm

Scholarships



How much will I get in Pell Grant?

SAI is 0, you will get \$7395.

SAI is higher than 7395, you are less likely to be Pell eligible.



Federal Pell Grant Changes





- Limitations on Pell Grant eligibility
 - Student is not eligible for the Pell Grant if:
 - SAI exceeds twice the maximum Pell Grant amount; or
 - Student's nonfederal grants and scholarships cover entire COA (even if otherwise eligible)

How do schools use FAFSA information?

- FAFSA Processed
- Schools review your FAFSA
 - Student sometimes needs to send in documentation to finish the process
- School determines the types and amounts of financial aid you may receive based on your **SAI**.
 - Pell Grant
 - Subsidized loan eligibility
 - Other Need-Based Grants

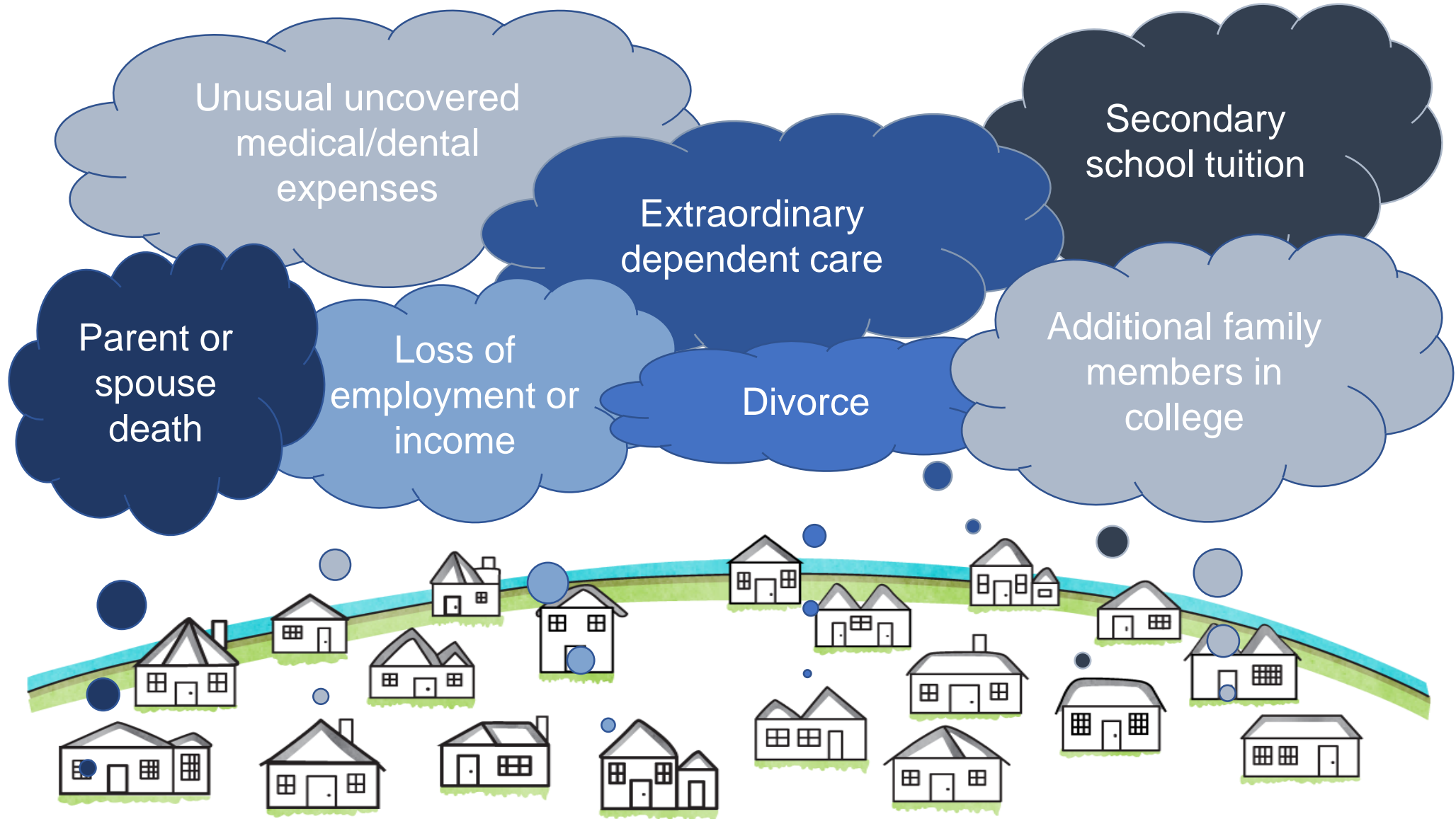




**After the school evaluates
your eligibility for aid,
they will send you your
Financial Aid Offer letter!**



Special Circumstances



Special Circumstances

A form that can be completed if your financial or life circumstances differ from the 2024 tax year.

Student should contact institution's financial aid office for more information

Done UPON Request



Scholarships

- Scholarships don't need to be repaid.
- Awarded based on academics, athletics, leadership, community service, talents, background, or career interests.



Scholarship Timeline

Fall

October – December

Applications begin to open – time to start searching and applying for scholarships!

- October 1 – FAFSA Opens
- November 1 – OSAC Scholarship Application opens (for Oregon residents)
- December 1 – Ford Family Foundation Application opens

Spring

March – May

Applications begin closing.

- March 1 – Final OSAC Scholarship deadline
- March 1 – Ford Family Foundation Application closes

Scholarship Tips

Tips & Details

- Juniors & Seniors: Talk to your College and Career Coach for scholarship info and resources. Homeschooled? Check college and local high school websites for opportunities.
- This timeline shows typical scholarship application periods, but some may open or close outside the fall-spring window.
- Scholarships are typically awarded on an annual basis for the following academic year. It's important to plan ahead.
- Don't pay money to search for scholarships! The best searches are free.
- Save your essays! Many scholarship applications ask similar questions.

Scholarship Resources

National Databases	Regional Databases	Local Scholarship Resources
<ul style="list-style-type: none">• Fastweb.com• Scholarships.com• CollegeBoard• Sallie Mae <i>www.salliemae.com/scholarships</i>• Department of Labor <i>careeronestop.org</i>• FinAid.org	<ul style="list-style-type: none">• Oregon Goes to College• Community Foundation, Living in Southwest Washington <i>www.cfswwa.org/how-we-grant/scholarships/</i>	<ul style="list-style-type: none">• Local businesses• Credit unions• Community foundations• Local chapters of organizations such as Rotary Club, Kiwanis Club or Elk's Lodges• Employers of parents• Churches• High Schools <i>(Boosters/Education Foundation)</i>

Additional Resources

Outside Scholarships

Many local and national organizations offer scholarship opportunities – free money for college! Deadlines and criteria vary, so start exploring options and apply early.

Check out our website for some of our recommended resources and scholarships!



Outside Scholarships Available Now

Elks National Foundation Scholarship Program

The Most Valuable Student Scholarship is judged based on scholarship, leadership, and financial need. Many local lodges award their own scholarships through this program.

Closes: November 12

BloomNation 'Support Local' Scholarship

For students who share a passion for their local communities and understand the vital role that small businesses play within them.

Closes: November 15

SMART Scholarship

Merit-based scholarship for science, technology, engineering, and mathematics (STEM) students pursuing a bachelor's, master's, and doctoral degree.

Closes: December 5

Red Cross Collegiate Leadership Program

The Red Cross Collegiate Leadership Program engages students in a national initiative to help save lives through blood collection on college campuses.

Closes: December 8

Healthcare Leaders Scholarship

For students entering, or currently pursuing, an educational program related to nursing or medicine.

Closes: December 31





Helpful FAFSA Resources

FAFSA Help Number: 800-433-3243

<https://studentaid.gov/sites/default/files/2026-27-fafsa-form.pdf>

<https://www.youtube.com/@FederalStudentAid/playlists>

<https://studentaid.gov/articles/fafsa-student-steps/>



Final Thoughts

Fill out your FAFSA

Apply for scholarships

Talk to Financial Aid and Ask Questions

Questions?

Financial Aid Session

